

ZOOM CONSERVATORY SYSTEMS

Creating **your perfect** living space



Time to start living

We could all do with a little more space - flexible space that can be easily adapted to you and your family. Living space, that helps you turn your house into a home.

Adding space

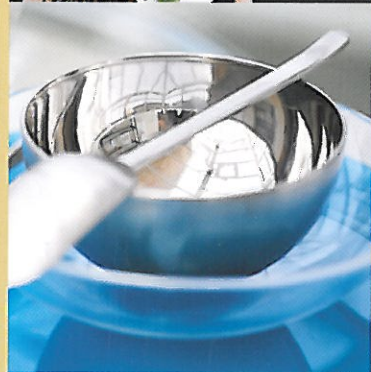

With today's technology plus our experience and skilled craftsmanship we guarantee to provide you with the perfect space for business, pleasure, entertaining or relaxing. You tell us how you want to use your conservatory and we'll create the design to suit both your need and your budget.

Adding value

Figures show that you will make no better home improvement decision than to invest in a conservatory. Made bespoke to your home they are typically cheaper than an extension, often not subject to planning permission, and can practically be any size from a small porch to a large extension.



Conservatories add **style, living space and value** to any home



Style to suit you

We want to make your conservatory an integral part of your home which is why we offer so many styles and options to ensure a perfect match.

All styles benefit from a 21st Century construction - combining lightweight ultra strong aluminium and low maintenance PVC-U. What you see is timeless elegance and what you get is a choice between contemporary and more traditional designs.

Just the way you want it

Every conservatory is available in a variety of colours. Choose from white, or wood grain foil finishes of oak and rosewood.



A big decision to make is how you want your side walls constructed.

If maximum light and a conservatory that is less obvious to the eye is the priority then floor to ceiling glass side panels work best. When you don't want to see the back of furniture and value more privacy you can add low maintenance PVC-U panels to the sides. The most popular solution is to have side walls designed with a "dwarf" brick wall because of the ease to add electric sockets, heaters, air conditioning etc.






A conservatory designed **just the way you want it**



Designed for you

All conservatories are based on one of four styles, the Lean To (often called a sun lounge), the Victorian, the Georgian and the Gable.

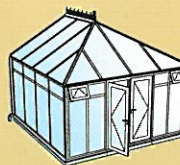
In designing the right one for you, we have supplied the following four points you should consider...



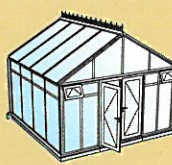
1 Lean To



2 Victorian



3 Georgian



4 Gable

1

Lean To conservatories

Often best if you're on a tight budget and certainly easiest if you own a bungalow. Their simple, modern design creates maximum usable space and offers a practical solution for porches as well as homes.

A Lean To conservatory can also be used with other styles to create what is known as a combination conservatory, especially useful when you want to create a very large conservatory or an unusual shape to best fit your home.



2

Victorian conservatories

The most popular of designs. A Victorian adds style and traditional elegance to any home. Decorative in appearance, their angled walls create a less obvious extension when viewed from the outside.



Contemporary **style** and traditional **elegance**



3

Georgian conservatories

Combine the elegance of a Victorian with the practicality of square corners and you have the Georgian. Back to back Georgians also provide a more traditional solution for bungalows allowing you to build a conservatory that can be fitted under low eaves.





4

Gable Conservatories

Increasing in popularity a Gable shares many features of the Georgian but differ in that they have a traditional apex pitched roof to direct rainwater to either side of the conservatory.

Their distinctive flat fronts make a design statement that sets them apart from any other type of conservatory and helps promote sunlight to cascade into your new living space.



Practical, traditional, timeless..



The finishing touches

Limitless design opportunities to best capture your need and your budget. Modern and traditional finishes that complement your home. Finishing touches to guarantee a living space you'll enjoy all year round for many years to come.

Which glazing?

You need to consider what glazing material to put in the roof of your conservatory. Polycarbonate offers you more privacy as standard, is available in a number of colours and finishes and is the lowest cost solution.

If you value energy efficiency, want the best sound insulation and see your new conservatory as one where the day light cascades in, then glass is the best option.



Heating and ventilation

Heating and ventilation should be added if you truly want to create a room for all seasons. Conservatories, (especially those that are South facing) get hot in summer and you should invest in ventilation for the roof in addition to opening windows and doors. Options include specialist roof vents, air conditioning units and fans that all allow you to increase ventilation without compromising the security of your home.

In winter the issue is heat as conservatories, by their design, have a larger glazing area. Heating can be either hidden under floor, plumbed or wired in.



The finishing touches that make all the difference

A quality service

When you choose a conservatory from us you can rest assured you will receive a complete and quality service.

What makes us stand out is our attention to detail, combining high tech cad design, good old fashioned local experience and common sense.

From initial consultation and home survey we will guide you through the design and installation of your conservatory. We explain all you need to know keeping you informed at every stage of the process.

After all this is your ideal conservatory for your home so you will always be in complete control. We will advise you on the best way to achieve your dream and ensure we give you what you want.



