

**SUNFLEX UK**



the art of folding



## **versatility, innovation, choice**

The most technically advanced systems on the market, Sunflex folding sliding doors will give your home that 'something special'. Making the most of space in the most innovative way, Sunflex folding sliding doors will make your dream home a reality.





## **making the most of your home**

Whether you want to replace your existing patio doors or are planning a new project - folding sliding doors will add versatility and style, making socialising and entertaining more pleasurable; your doors will be an admired feature of your home.



## the great outdoors

With no barrier between your home and your garden - you won't know where one starts and the other stops. And with a great choice in colours and finishes, your home will be instantly unique.




System SF70 running gear concealed between door panels




System SF70 tilt and turn panel within folding sliding doors



Flush door handle



Lever handle with key lock below



System SF65 bottom running with flush track



### **designed to perfection**

Sunflex folding sliding doors are designed and manufactured to the highest standard. Recognised as setting the benchmark in both design and technology, Sunflex folding sliding doors are used throughout the world in all climates and it is, therefore, no surprise that they surpass the 2002 building regulations for thermal efficiency.

You can be confident of the best with Sunflex.



### **fresh approach**

The SF65, SF70 and SF80 systems allow you to open up your conservatory, giving you the opportunity to enjoy your garden to the full.

And why stop there.

The doorway between the home and conservatory has often been a design problem for homeowners. Now with Sunflex there is a solution allowing the complete opening of the aperture and with the added advantage of a flush floor track you can enjoy an unobstructed walkway giving the feel of open plan.



## systems

### **SF25 glass partition wall**

Giving unobstructed panoramic views, ideal for balcony type enclosures and internal partitions

### **SF45 non-thermal aluminium**

For internal or external applications with the strength and ability to be used for commercial purposes

### **SF65 laminated timber**

Laminated sections for strength and stability available in wide choice of timber types

### **SF70 thermally broken aluminium**

The polyamide thermal break combats heat loss and condensation – essential for external applications

### **SF80 timber/aluminium**

No compromise! With timber to the interior and aluminium to the exterior



### **features:**

- severe weather rating
- high security locking system
- finger safe gaskets
- choice of inward or outward opening with wide range of opening variations
- choice of threshold options including a flush threshold
- ability to open corners and radius curves
- full range of colours and finishes





**SUNFLEX UK**

your local supplier is:

