

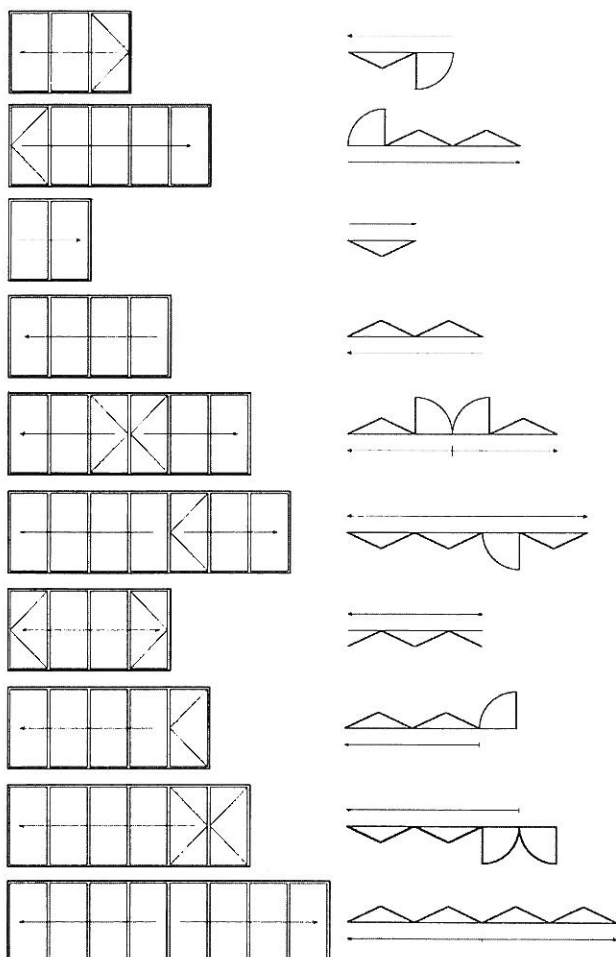


Wide open spaces

System Summary

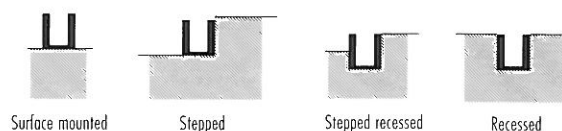
System	SL25	SL35	SL35 HSW	SL45	SL50e	SL50 HSW	SL70e	SL80	SL81	SL65	SL65 HSW	SL66	SL67
Panel/Frame thickness (mm)	27/50	35/45	35/45	45	50	50/70	70	80	80	65	66/75	66/97	66/88
Typical system U Value**	-	2.3	2.3	2.3	1.9	1.9	1.8	1.7	1.7	1.5-1.6	1.5-1.6	1.5-1.6	1.5-1.6
Maximum height (m)*	2.6	2.6	2.6	2.8	2.7	3.0	2.8	2.7	2.7	2.8	3.0	2.8	2.8
Maximum panel width (m)*	0.8	1.0	1.0	1.1	1.0	1.2	1.1	1.1	1.1	1.1	1.0	1.1	1.1
Folding/Sliding		✓		✓	✓		✓	✓	✓	✓		✓	✓
Hanging/Sliding	✓		✓			✓					✓		
Thermally broken					✓	✓	✓	✓	✓				
Square profile	✓	✓	✓	✓	✓	✓			✓	✓			
Round profile							✓	✓		✓	✓	✓	✓
Running gear (top)	✓	✓	✓	✓	✓	✓				✓	✓	✓	✓
Running gear (bottom)					✓		✓	✓	✓			✓	✓
Aluminium	✓	✓	✓	✓	✓	✓	✓	✓	✓				
Timber										✓	✓	✓	
Aluminium & timber													✓

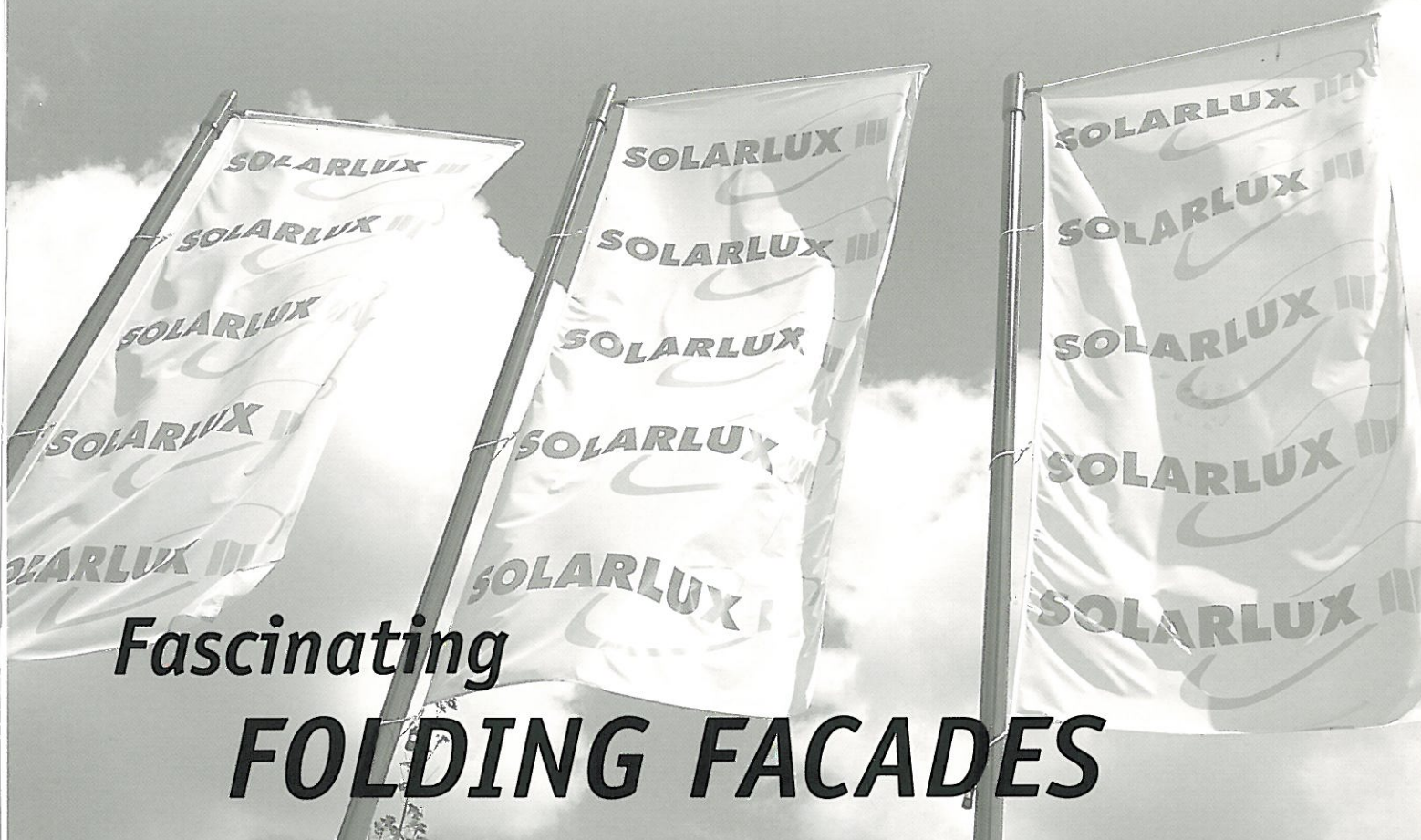
* Maximum possible. Actual size will depend on panel size, number and glazing type. ** Calculation in accordance with EN ISO 10077-1:2000 based on a 3 panel system 3.0m wide x 2.1m high using glass with a 1.1U value. Actual values will vary according to system dimensions, configuration and the choice of soft or hard wood. Aluminium available powder coated RAL colours or anodised. Timber available in range of colours and finishes.



The diagrams illustrate the flexibility of Solarlux folding/sliding systems and are just a small number of the configurations which can be achieved. Almost any number of panels can be employed to accommodate the widest of openings and can incorporate various doors. Systems can be either inward or outward opening.

Several floor track options are available with Solarlux folding/sliding systems. A simplified generic track profile is illustrated below.





Fascinating FOLDING FACADES



Aluminium
Timber
Timber/Aluminium



Residential

Imagine being able to open the whole of one wall of your house, apartment or conservatory to let in natural light and ventilation allowing the garden to be part of your home. This is now possible with a Solarlux folding/sliding door system in either aluminium, wood or wood/aluminium.

Our systems have been designed and manufactured to the highest engineered standards. A choice of frame profiles in conjunction with high performance glass puts the sun's energy to optimum use.

The photographs illustrate the different types of homes that benefit from the use of Solarlux systems. Yours could be the next!





Commercial

Solarlux façade systems allow you to open up the front of your premises providing unrestricted access, optimum use of available floor area and creating a flexible, high value commercial space.

Our systems are used across the whole commercial sector from bars to major stadia developments.

When open the systems enhance environmental quality and customer satisfaction by bringing the outside indoors, making the most of the location. When closed the systems create a secure closure.

Our systems are available in all RAL colours or a wide range of custom finishes which in conjunction with custom glass designs will meet the requirements of any corporate identity or design brief.

Solarlux systems create a cost-effective and low maintenance solution proven to maximise customer satisfaction and profitability.

Systems



Urban

Balcony glazing from Solarlux creates endless design possibilities in shape, colour and function. Many traditional balconies produce dysfunctional space that has a short seasonal use or is not used at all. All that changes with Solarlux balcony glazing systems, creating high value living or recreational space.

Advantages include:

- Year round use
- Increased living space
- Improved safety environment
- Enhanced property values
- Reduced energy consumption

Other benefits include:

- Increased security
- Reduced maintenance costs



Leisure



Thank you for taking the time to look at our brochure. It will give you a flavour of the Company, our philosophy and the nature of the design solutions created by our folding door systems.

For twenty years Solarlux has provided architectural design solutions founded upon engineering excellence. Recognising your trust is our responsibility; the systems are extensively tested to ensure compliance with stringent American and European Standards.


As the world leader in the field of timber and aluminium folding/sliding doors, Solarlux is proud to remain at the forefront of new concepts that break down the traditional division between exterior and interior space.

Solarlux is now a vibrant international company which provides support to specifiers in a wide array of project types each requiring a bespoke and unique design solution.


I hope you enjoy the illustrations and come to share our enthusiasm for the exciting opportunities created by the range of Solarlux systems. We hope to see your designs in future editions.

Gwyn Gapper

Dr. Gwyn Gapper, Director of Sales.



Bring the outside inside...



SUNFLEX

V E R S A T I L I T Y

The most technically advanced system on the market Sunflex Folding Sliding Doors will give your home that 'something special'.

Making the most of space available and creating space in the most innovative way. Sunflex Folding Sliding Doors will make your dream home a reality.



Product: System SF70 Thermally Broken Aluminium

Architect: Ian Spencer

Making the Most of Your Home

The doorway between the home and conservatory has often been a design problem for homeowners. Now with the Sunflex SF45 and SF65 Systems there is a solution allowing the complete opening of the aperture and with the added advantage of a flush floor track you can enjoy an unobstructed walkway giving the feel of open plan.

And Why Stop There

The SF65, SF70 and SF80 systems allow you to open up your house or conservatory to the garden, giving you the opportunity to enjoy your garden to the fullest. Making socialising and entertaining more pleasurable, your doors will be an admired feature of your home.



Brightens any home

Suitable for anywhere




T
H
E

A
R
T



OF FOLDING



SUNFLEX

INNOVATION

Designed to Perfection

Sunflex Folding Sliding Doors are designed and manufactured to the highest standard. Recognised as setting the benchmark in both design and technology, Sunflex Folding Sliding Doors are used throughout the world in all climates and it is, therefore, no surprise that they already meet and exceed the new 2002 building regulations for thermal efficiency.

You can be confident of the best with Sunflex



Systems:

SF25 Glass Partition Wall

Giving unobstructed panoramic views, ideal for balcony type enclosures and internal partitions

SF45 Non-Thermal Aluminium

For internal or external applications with the strength and ability to be used for commercial purposes

SF65 Laminated Timber

Laminated sections for strength and stability available in wide choice of timber types

SF70 Thermally Broken Aluminium

The polyamide thermal break combats heat loss and condensation - essential for external applications

SF80 Timber/Aluminium

No compromise! With timber to the interior and aluminium to the exterior

Bring the outside inside...




Product: System SF65 Laminated Timber in white finish with white gaskets

Because you can...

OPTIONS

Features:

- **Severe Weather Rating**
- **High Security Locking System**
- **Finger Safe Gaskets**
- **Choice of Inward or Outward Opening with Wide Range of Opening Variations**
- **Choice of Threshold Options Including a Flush Threshold**
- **Ability to Open Corners and Radius Curves**
- **Full Range of Colours and Finishes**



Product: System SF70

Venetian Blinds within glazing units
- optional extra for convenience where
curtains are not practical



Location: Jersey



Make your conservatory part of your garden not just part of your home

TECHNOLOGY




Folding Sliding Doors can open far wider openings than conventional French Doors and offer a 90% clear opening opposed to Patio Doors mere 40%. The door running mechanism consists of tough polyamide wheels encasing maintenance free sealed bearings, ensuring smooth operation and long life.



System SF70 Running Gear
Concealed between Door Panels



System SF70 Tilt and Turn Panel
within Folding Sliding Doors



System SF65 Flush Door Handle



System SF65 with Arched Heads



System SF65 Bottom Running
with Flush Track