



composite doors to suit

any home, any pocket...



GLOBAL DOOR

Composite Doors

Behind that rather scientific-sounding name, you'll find the latest technology and design in doors. And when you're indoors you'll enjoy loads of style, strength and security.

Lets get personal now. How your door looks is up to you. Like traditional-style or contemporary? You can choose from twenty styles in seven colours. Keep looking – we've got three finishes of door furniture and a beautiful range of glass too.

We like to keep our technicians busy. And you safe. So we've tested our doors to the very limit. Against extreme weather, extreme attack – and extremely over-enthusiastic visitors. And wannabe burglars are going to hate all those high-tech security features.

Don't compromise... go composite

We don't believe in compromising on quality.

We've brought together materials to give you the very best in strength, easy maintenance, security, and weather resistance. Oh – and great looks as well.

Our composite door is thick – but it's also very smart. In fact it's 44mm thick (compare that to conventional pvc panel doors at 28mm). And powerful too, thanks to its super-strong structure.

A structural frame and up-to-the-minute hardware makes our composite door even more secure. Its GRP finish means you'll be secure in all weathers. And enjoying great looks for years to come.





Our inward opening doors are put through the most rigorous of tests to achieve the BSI's highest ratings BS6375 & PAS24



Watertightness: Tested in accordance with BSEN 1027: 2000

Air permeability: Tested in accordance with BSEN 1026: 2000

Wind resistance: Tested in accordance with BSEN 12211: 2000



The key to feeling secure

We fit the lock flush into your door. Then we add three locking points for even more security.

So when you lift the handle the top and bottom bolts are thrown. The third bolt engages when the key is turned making you and your home safe and secure.

Because we know not every admirer of your home has good intentions we asked the BSI to pretend to be burglars. Short of dressing up with stripey jumper and swag bag, they try the security of your door with crow bars, sledge hammers, credit cards and other tools of destruction. Then they swing a 30 kg ball into the door in nine different places to check it will stand up to shoulder barge.

We've tested the security and durability of our composite door again and again.

Our lock got the Kitemark - so you'll give it top marks.



Get the best edge for your wedge

You use your front door every day unless you climb out of the window to get to work.

Your door needs to stay its very best in the face of action – whether you're off to work, treating the trick-or-treaters or rushing in to catch the very last episode of your favourite series.

In the face of action the smallest detail has to look good. So we finish the edge of your door with grained PVC. Then we trim and mill its edges to a fine radius. We think about these details so your door lasts for life. Whatever you feel like getting up to.




The world's favourite lock

fitted as standard

Security is... being able to relax. Knowing your home is protected by a lock with a proven reputation. Every door comes with Yale locks, keys and furniture. For added peace of mind, whether you're at home or not.



Anti-Bump
Anti-Pick
Anti-Drill
Anti-Snap
Anti-Extraction



Safe as houses

Inside and out, our doors are made to the highest standard. We're the only manufacturer to fit the Kitemarked Yale locking system on every door we make. You can relax, knowing your home is protected from burglars targeting the average lock.

Our locks feature a cylinder which is impossible to bump or break. All tested to the latest BS6375 security standards. And recognised as a security asset by insurance companies.

Police Approved

If anyone knows about security, it's the Police. Our Secured by Design upgrade meets their national standard for safer homes. It's not only Police-approved - it's recognised by many insurance companies. So as well as enjoying an added sense of safety, you could get a discount on your home insurance cover, too.

Secured by Design



Official Police Security Initiative

It's time to choose your door

There are sixteen doors. You'll find the colours available and the glass designs for each door next to the pictures. The door frame is available in white, mahogany, golden oak and cherrywood. All doors and frames are white on the inside.

Door colour



White



Red



Green



Blue



Black



Oak



Darkwood

Frame colour



Plain White



Whitegrain



Black-brown



Mahogany



Oak



Cherrywood

Glass patterns



Clear™



Stippolyte™



Autumn™



Minster™



Cotswold™



Taffeta™



Charcoal Sticks™



Contora™



Digital™



Everglade™



Florielle™



Mayflower™



Oak™



Pelerine™



Chantilly™




Warwick™

Glass designs




Crystal Lip Arch
(on Stippolyte)



2x3 Drop Diamond
(on Cotswold)
Blue, Green or Red



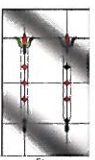
Crystal Diamond
(on Stippolyte)



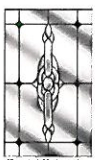
English Rose




Macintosh
Rose



Fleur




Crystal Bohemia
Blue, Green, Red or Frost



Crystal Harmony
Blue, Green, Red or Frost



Murano
Black, Blue, Green or Red



Brass Art Clarity
(no pattern required)




Zinc Art Elegance
(no pattern required)



Zinc Art Abstract
(no pattern required)



2 panel 2 arch



2 panel 2 angle



2 panel 2 square



4 panel 1 arch




2 panel 1 grill



2 panel sunburst



6 panel



1 square



2 panel 1 arch



2 panel 1 square



2 panel 2 square 1 arch



4 panel 2 square



2 panel 4 square



8 panel 1 square



4 panel sunburst



4 panel




diamond




cottage half glaze



4 square



circle



3 square



twin side

Eco-Friendly

We think the world of our doors. That's why they're designed with a healthier planet in mind. Our solid unglazed door set achieves a 'U' Value of 1.03 while our half glazed door achieves a 'U' Value of 1.46 – great numbers for keeping the digits on your energy bills low.

We've taken big steps to reduce our own carbon footprint, too. Door-Stop doors are made right here in the UK, unlike the products of other door companies. And we carefully plan and all our delivery routes to cut down the amount of fuel we use.

Other manufacturers look at our doors and go green with envy - we're just greener.



*These
are our doors* →

Door Type	Expected Life (Years)	Maintenance
Softwood Door	25	Paint, 5 Years
Hardwood Door	35	Paint, 5 Years
Steel Composite Door	30	Wipe Clean
PVC Composite Door	25	Wipe Clean
GRP Composite Door	35	Wipe Clean
PVC Panel Door	20	Wipe Clean

(Information from HAPM (Housing Association Provident Mutual) and BRE (Building Research Establishment))



exclusively from Door-Stop

What happens when you combine Door-Stop's door manufacturing expertise with the know-how of world famous lock makers, Yale? You get an exclusive asset to your home security.

Welcome to the Keyfree electronic lock from Yale, available only from Door-Stop. It's the first lock from Yale that allows you to access your home using a personalised PIN code or remote fob. Every single feature has been designed to make life easier – and maintain your security to the standard you expect from Door-Stop.

Hands full at home? All our expertise has gone into making the lock hands free and hassle free. So you get exceptional convenience without compromise to your security.

Features

- Remote access
- Multi PIN user
- Wirefree (no need to call an electrician)
- Built in 80 decibel tamper alarm
- Automatic latching
- Two failsafe options





Don't replace, reglaze

Life is full of surprises.

Like your other half suddenly hankering for a new look front door.

Or the glass in your door getting broken in the neighbours' kids' weekend ballgame.

But you can be sure that with our patented reglazable cassette system changing the glass does not mean replacing the door, for whatever reason.

We've made it easy to reglaze without any impact on the door or the cassette. In the event of the unexpected, the glass units simply break down and go misty. So no drama, no fuss and no brand new door required.

Our cassette is also colour injection moulded to match your door perfectly – and fully accredited to tough BS6375 and PAS24 security standards.

Keeping your door safe and stylish. Whatever life throws at it.

Want to know who's on the doorstep?



With our door spy holes you can see whether it's your best friend dropping round for a cup of tea or the next door neighbour wanting to tell you about his new car...again.

Aside from the occasional over-friendly neighbour, we all like to feel fully secure when we open the front door. We provide a door chain as an optional extra. You can also specify a lever pad handle - a clever system that keeps your door locked from the outside whilst allowing you to open it from the inside.



Our extras - simple and smart

Would you like some more extras - like stylish knockers, numbers and letters? We've got plenty to choose from.



Specifications

Door & side panel construction	GRP compression moulded skins. Choice of external colour, white internal. Polyurethane thermally insulated core. ODP = 0 GWP < 5
Locking mechanism	Yale multipoint lock, Secured by Design. Stainless steel austenetic face plate. Inward opening doors tested to BS6375 & PAS024. Fully adjustable keepsets, integral latch snib. Three hook with central latch
PVC outerframe	Dedicated 70mm fully welded chamfered composite door outerframe specifically designed to work with 44mm door leafs
Reinforcing specification	Galvanised steel reinforcement
Top box construction	Single piece welded frame using dedicated composite door 'T' transom
Door slab edging	2mm PVC white edging with ash grain effect embossing on hinge side Aluminium edge-band on lock side Trimmed and radiused edges to match door leaf. CNC routed to match radius of lock faceplate and hinges
Glazing cassette	Colour matched reglazable cassette
Hardware colour	Fully suited in gold, chrome and black
Handle type	Lever/Lever colour suited to hardware selection
Hinge type	3 no. 100mm butt hinges, white
Weather performance	BS6375 on inward opening doors BSI kitemark if flag hinges upgrade is chosen
Security rating	PAS024 on inward opening doors BSI kitemark if flag hinges upgrade is chosen Q-Mark accreditation
Number of keys	3
Glass	24mm double glazed toughened sealed units. 28mm Low E sealed units used in top boxes and fully glazed panels
Standard cylinder	Conforms to PAS024:1999. Anti-bump Complies to Secured by Design Tested to BS EN 1303:2005 Available in nickle and brass
Tolerances	The manufacturing tolerances for composite doors and/or Side panels are compliant with the British Standard requirements of +/- 3mm.

OPTIONS

Letterplate construction	All metal faceplates and surrounds, suited to match other furniture
Low threshold	Aluminium part 'M' compliant with thermal break and available in silver, gold and black
Extension profile	Available colour matched in measurements of 15mm, 25mm and 50mm
Flag hinge	3 dimension adjustable. Colour suited with hardware
Lever pad handle	Lever/pad and lever split spindle options available, suited to match other furniture



All the information in this brochure is provided for guidance only and is given in good faith, but without warranty or guarantee of any kind, whether implied or expressed.

Our policy is to continually improve products, therefore methods, materials and changes of specification may be made from time to time without prior notice.

Colour samples printed in this publication should only be used as a guide and are as accurate as our printing process allows.

TMGlass pattern names are the trade mark of Pilkington plc.
The images are reproduced and the © copyright of Pilkington plc.

We would like to thank our customers who very kindly gave us permission to photograph their homes.

www.globaldoor.co.uk